

Scaled data based on original data using  
LM-79-08 Approved Method: Electrical and Photometric Measurements of Solid-  
State Lighting Products

Test Report Prepared for  
Cooper Lighting Solutions  
(formerly Eaton)

Brand: STREETWORKS

Report Number: P193205

Luminaire Tested: **GAN-AF-07-LED-U-T3-7030-1200-ADJ**

Issue Date: 3/3/2020

**Test Information**

Test Method: LM-79-08  
Report Number: P193205  
TEST IS SCALED FROM IESNA LM-79-08 TEST DATA (P24140)  
Test Lab: INNOVATION CENTER P2  
Issue Date: 3/3/2020  
Manufacturer: COOPER LIGHTING SOLUTIONS (FORMERLY EATON)  
Product Line: STREETWORKS  
Catalog Number: GAN-AF-07-LED-U-T3-7030-1200-ADJ  
Description: GALLEON AREA AND ROADWAY LUMINAIRE  
(7) 70 CRI, 3000K, 1200mA LIGHTSQUARES WITH 16 LEDS EACH AND TYPE III OPTICS  
Light Source: -  
Ballast/Driver: ELECTRONIC DRIVER

**Summary**

Lumens per Lamp: N/A  
Luminaire Lumens: 44679.4 lumens  
Efficiency: N/A  
Efficacy: 99.7 lumens/watt  
Luminous Opening: Rectangular (W 2' x L: 1' x H: 0')  
IES Classification: Type III - Short - Full Cutoff  
BUG Rating: B4 - U0 - G5

Input Watts (W): 448  
Input Voltage (V): NR  
Input Current (Ain): NR  
Voltage Rise (V): NR  
Power Factor: NR  
Total Harmonic Distortion (THDi): NR  
Frequency (hertz): 60  
Stabilization Time: NR  
Operation Time: NR  
Ambient Temperature (°C): NR  
Test Distance: 28.75 FT

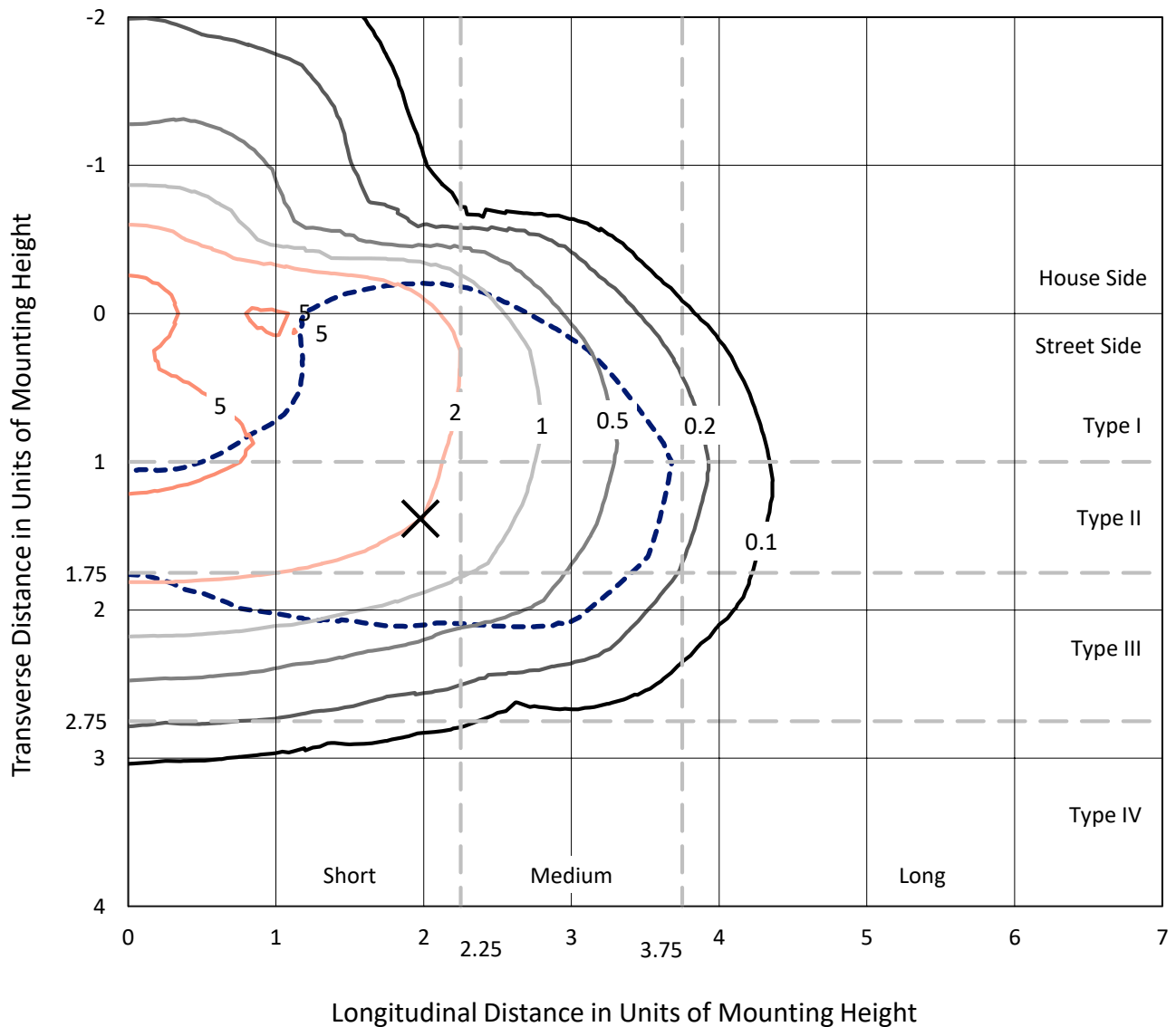


REPORT NUMBER: P193205

CATALOG NUMBER: GAN-AF-07-LED-U-T3-7030-1200-ADJ

### Iso-Footcandle Lines of Horizontal Illumination

× Max cd  
 - - - 1/2 Max cd

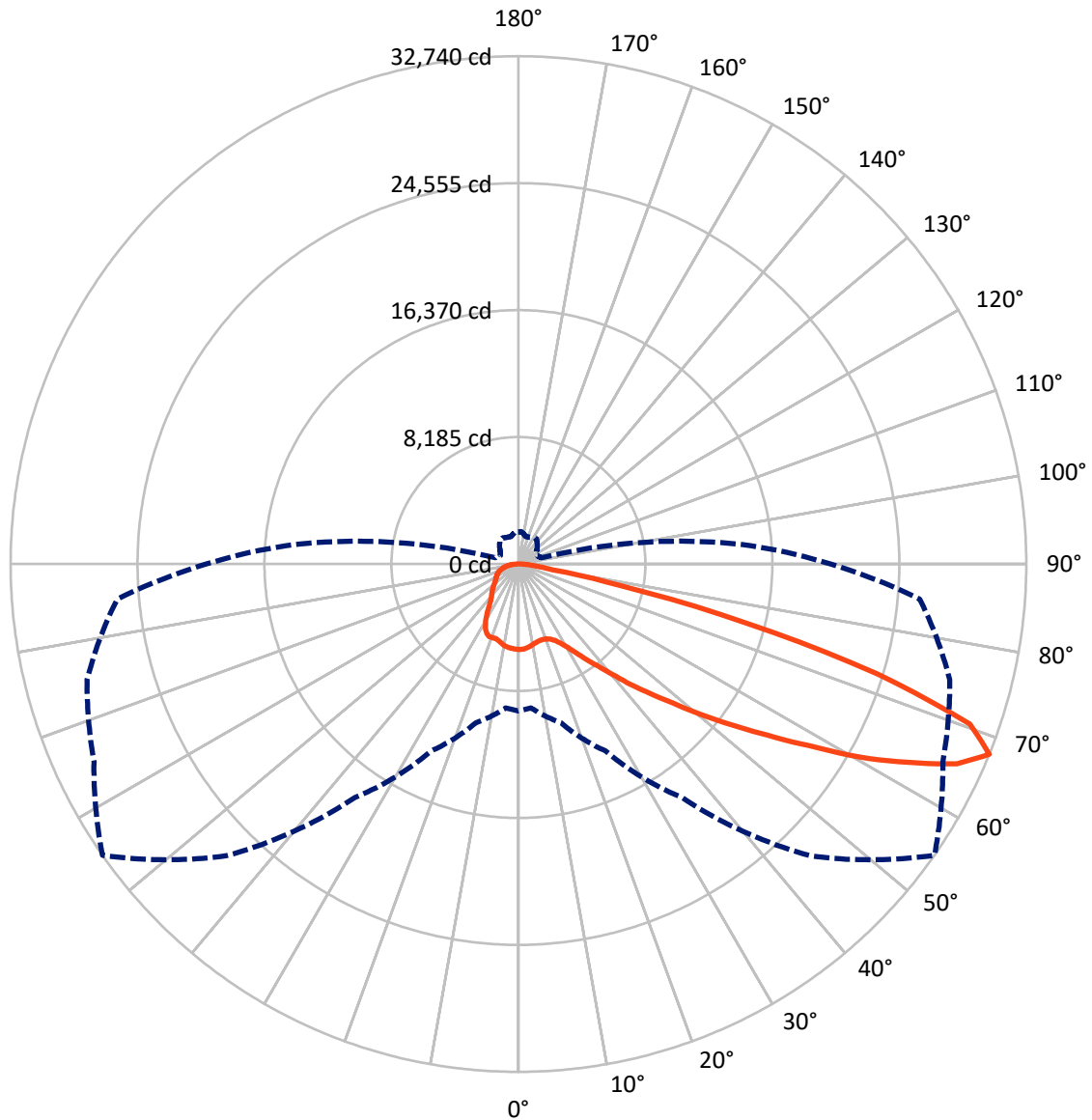


Based on 30 foot mounting height. Maximum calculated value = 6.3 fc  
 Type III - Short - Full Cutoff

REPORT NUMBER: P193205

CATALOG NUMBER: GAN-AF-07-LED-U-T3-7030-1200-ADJ

### Luminous Intensity Polar Plot



— Vertical Plane Through 55-Deg Lateral    - - - Horizontal Cone Through 67.5-Deg Vertical

REPORT NUMBER: P193205

CATALOG NUMBER: GAN-AF-07-LED-U-T3-7030-1200-ADJ

**FLUX DISTRIBUTION:**

		Downward	Upward	Total
<b>House Side</b>	Lumens	9651.7	0.0	9651.7
	% Fixture	21.6	0.0	21.6
<b>Street Side</b>	Lumens	35027.7	0.0	35027.7
	% Fixture	78.4	0.0	78.4
<b>Total</b>	Lumens	44679.4	0.0	44679.4
	% Fixture	100.0	0.0	100.0

**Coefficient of Utilization**

**ZONAL LUMENS:**

Zone	Lumens	% Fixture
0°-10°	514.3	1.2
10°-20°	1456.4	3.3
20°-30°	2439.7	5.5
30°-40°	4011.9	9.0
40°-50°	6753.3	15.1
50°-60°	10629.2	23.8
60°-70°	12684.8	28.4
70°-80°	5447.1	12.2
80°-90°	742.7	1.7
90°-100°	0.0	0.0
100°-110°	0.0	0.0
110°-120°	0.0	0.0
120°-130°	0.0	0.0
130°-140°	0.0	0.0
140°-150°	0.0	0.0
150°-160°	0.0	0.0
160°-170°	0.0	0.0
170°-180°	0.0	0.0
0°-90°	44679.4	100.0
0°-180°	44679.4	100.0



REPORT NUMBER: P193205

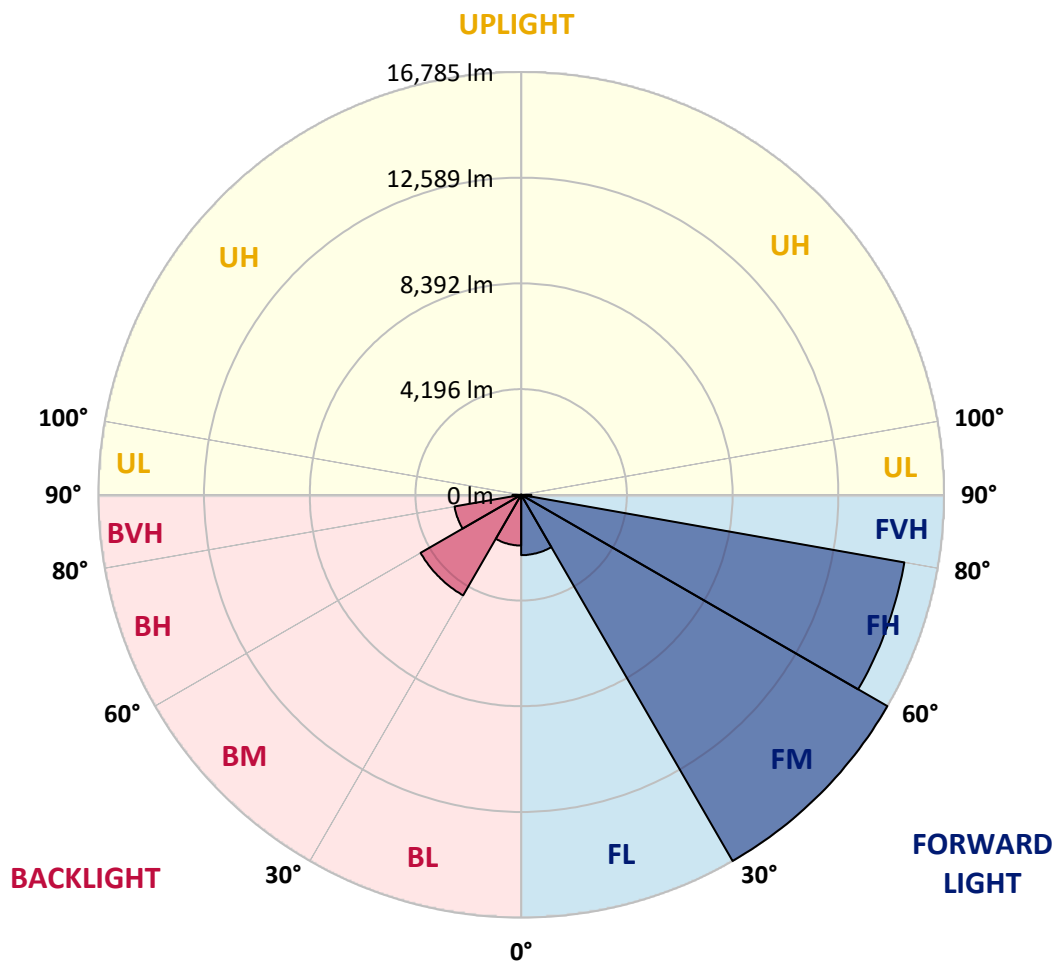
CATALOG NUMBER: GAN-AF-07-LED-U-T3-7030-1200-ADJ

**LUMINAIRE CLASSIFICATION SYSTEM LUMEN TABLE AND BUG RATING:**

Zone		Lumens	% Fixture	Zone Rating/Lumen Limit		
				B	U	G
FL	(0°-30°)	2394.9	5.4			
FM	(30°-60°)	16784.9	37.6			
FH	(60°-80°)	15445.9	34.6			G5
FVH	(80°-90°)	402.0	0.9			G3/500
BL	(0°-30°)	2015.5	4.5	B3/2500		
BM	(30°-60°)	4609.5	10.3	B3/5000		
BH	(60°-80°)	2686.0	6.0	B4/5000		G4/5000
BVH	(80°-90°)	340.7	0.8			G3/500
UL	(90°-100°)	0.0	0.0		U0/0	
UH	(100°-180°)	0.0	0.0		U0/0	

**BUG Rating: B4-U0-G5**

Type III Short





REPORT NUMBER: P193205

CATALOG NUMBER: GAN-AF-07-LED-U-T3-7030-1200-ADJ

**CANDELA DISTRIBUTION (FULL):**

	0°	5°	15°	25°	35°	45°	55°	65°	75°	85°	90°
0°	5509.5	5509.5	5509.5	5509.5	5509.5	5509.5	5509.5	5509.5	5509.5	5509.5	5509.5
2.5°	5462.0	5464.2	5468.4	5485.7	5500.8	5496.5	5498.7	5490.1	5487.9	5475.0	5487.9
5°	5392.9	5399.4	5401.6	5429.6	5446.9	5451.2	5444.7	5433.9	5421.0	5408.0	5414.5
7.5°	5235.3	5252.6	5254.9	5293.6	5321.7	5358.4	5360.6	5362.7	5356.2	5347.5	5360.6
10°	5136.2	5140.4	5138.3	5166.4	5187.9	5228.9	5252.6	5293.6	5310.9	5315.3	5323.8
12.5°	5129.6	5125.4	5118.9	5118.9	5112.3	5129.6	5172.8	5231.2	5272.1	5285.0	5295.8
15°	5198.7	5196.6	5174.9	5142.7	5101.7	5088.6	5125.4	5190.1	5244.0	5272.1	5282.9
17.5°	5354.0	5341.1	5306.6	5233.2	5144.8	5110.3	5114.5	5168.5	5231.2	5267.7	5278.6
20°	5639.0	5639.0	5565.5	5427.5	5269.9	5187.9	5149.1	5181.4	5241.8	5291.5	5306.6
22.5°	6131.0	6135.2	6012.3	5785.8	5520.3	5345.4	5248.4	5241.8	5313.1	5369.2	5386.5
25°	6828.0	6810.7	6638.1	6314.4	5910.8	5621.7	5453.3	5414.5	5475.0	5537.5	5559.1
27.5°	7639.4	7576.8	7371.8	6981.2	6459.0	6036.0	5777.1	5714.5	5772.7	5843.9	5865.6
30°	8442.3	8377.5	8133.6	7706.4	7125.8	6590.6	6219.5	6118.0	6200.0	6301.4	6314.4
32.5°	9245.0	9245.0	8973.1	8474.5	7842.3	7253.1	6808.6	6687.8	6823.7	6946.7	6974.8
35°	10205.4	10209.6	9946.4	9346.5	8666.7	8043.0	7553.1	7464.6	7669.7	7756.0	7822.9
37.5°	11385.8	11409.5	11070.7	10345.6	9601.0	8945.0	8362.3	8241.5	8446.5	8681.7	8897.5
40°	12661.2	12691.3	12318.0	11424.5	10680.1	9993.8	9363.7	9145.8	9486.8	9935.6	10214.0
42.5°	13878.3	14033.7	13673.2	12754.0	11953.3	11243.4	10604.6	10287.3	10714.6	11392.3	11633.9
45°	15637.0	15749.2	15121.4	14288.4	13535.1	12741.0	11895.0	11560.6	12158.4	13012.9	13062.6
47.5°	16808.9	16724.8	16405.4	15887.4	15410.5	14668.2	13394.8	13028.1	13822.2	14827.8	14549.4
50°	17432.6	17458.4	17415.3	17445.5	17462.8	16996.7	15233.6	14730.8	15678.1	16893.1	16252.1
52.5°	18015.2	17842.6	17985.0	18692.8	19547.5	19374.8	17234.0	16709.7	17667.8	19185.0	18052.0
55°	18002.3	17739.0	18203.0	19452.5	21306.2	21504.9	19480.6	18876.2	19771.9	21642.9	19959.6
57.5°	17365.6	17378.7	18092.9	19728.7	22532.0	23507.4	22087.5	21181.1	22003.2	24133.3	21701.2
60°	16489.5	16608.2	17637.6	19683.4	23513.9	25149.8	25285.7	23665.0	24189.4	26397.0	23142.8
62.5°	15076.0	15201.1	16621.2	19212.9	23365.0	26731.6	28177.4	26483.4	26474.7	27769.6	23565.7
65°	12846.8	12810.1	14301.3	17454.1	22115.5	27901.2	31049.8	28919.9	28196.9	27791.1	22715.4
67.5°	9473.8	9309.8	10589.5	13293.5	18382.1	26591.3	32739.5	30188.7	28783.8	25963.3	20117.2
70°	4916.0	4752.0	5787.8	7762.5	12089.3	20753.8	30868.5	29532.7	27486.9	21763.8	15760.1
72.5°	2101.9	2073.8	2494.7	3405.4	5848.3	11970.6	24204.5	25561.9	23585.1	16215.5	10835.5
75°	1413.5	1404.8	1562.4	1855.9	2630.6	4857.7	15147.2	18144.6	17255.7	10054.2	6094.3
77.5°	1109.2	1098.5	1191.3	1333.6	1704.9	1916.3	6722.2	9741.3	9016.3	4376.5	2667.3
80°	867.5	858.9	917.1	994.8	1225.8	1208.5	2212.0	3875.9	2999.7	1676.8	1297.0
82.5°	684.1	684.1	731.6	733.7	869.7	824.4	1154.6	1706.9	1497.7	977.6	794.2
85°	625.8	625.8	675.4	548.2	567.6	520.1	716.4	1012.1	949.6	401.4	345.3
87.5°	315.1	306.5	567.6	485.5	308.5	276.2	349.6	489.9	526.5	222.3	172.6
90°	0.0	0.0	0.0	0.0	0.0	0.0	0.0	0.0	0.0	0.0	0.0



REPORT NUMBER: P193205

CATALOG NUMBER: GAN-AF-07-LED-U-T3-7030-1200-ADJ

**CANDELA DISTRIBUTION (continued):**

	95°	105°	115°	125°	135°	145°	155°	165°	175°	180°
0°	5509.5	5509.5	5509.5	5509.5	5509.5	5509.5	5509.5	5509.5	5509.5	5509.5
2.5°	5483.6	5481.4	5485.7	5487.9	5505.1	5528.8	5539.7	5554.7	5563.4	5559.1
5°	5418.8	5423.1	5440.3	5453.3	5483.6	5522.4	5544.1	5561.3	5576.4	5569.9
7.5°	5364.8	5375.7	5401.6	5412.3	5429.6	5440.3	5438.3	5444.7	5457.7	5442.5
10°	5334.7	5347.5	5367.1	5351.9	5310.9	5252.6	5198.7	5170.7	5179.3	5168.5
12.5°	5304.4	5321.7	5306.6	5235.3	5121.0	5045.5	5004.5	5008.8	5028.2	5032.5
15°	5287.2	5293.6	5228.9	5095.1	4978.6	4967.8	4989.4	4985.1	4987.2	4987.2
17.5°	5287.2	5269.9	5149.1	5015.2	4965.7	4946.1	4879.3	4795.2	4758.5	4745.5
20°	5315.3	5269.9	5123.1	5034.6	4926.8	4760.7	4583.7	4428.3	4359.2	4339.8
22.5°	5399.4	5321.7	5196.6	5043.3	4736.9	4458.6	4178.0	3992.4	3867.2	3845.6
25°	5569.9	5483.6	5341.1	4928.9	4434.8	4037.6	3718.3	3511.1	3386.0	3368.7
27.5°	5867.7	5811.6	5418.8	4676.4	4033.5	3608.2	3312.6	3152.9	3060.2	3053.6
30°	6316.6	6288.5	5379.9	4303.0	3539.1	3191.7	3049.3	2956.5	2887.4	2885.3
32.5°	7033.0	6806.5	5252.6	3847.8	3088.1	2896.0	2837.8	2781.7	2727.7	2727.7
35°	7954.5	7225.1	5010.9	3360.0	2814.1	2732.0	2658.8	2570.3	2499.0	2494.7
37.5°	9037.8	7484.0	4577.2	2967.3	2684.6	2622.0	2514.0	2382.5	2257.3	2235.8
40°	10131.9	7561.8	3966.4	2725.6	2602.5	2512.0	2380.3	2224.9	2104.2	2097.6
42.5°	11135.4	7412.8	3319.1	2559.4	2520.6	2399.8	2261.6	2123.5	2028.5	2026.4
45°	11977.1	7026.6	2775.1	2401.8	2434.3	2298.3	2175.3	2063.1	1989.7	1974.7
47.5°	12769.1	6480.6	2393.3	2235.8	2348.0	2242.2	2138.6	2032.9	1961.6	1950.9
50°	13688.4	5891.5	2125.6	2073.8	2272.4	2222.8	2168.8	2058.8	1940.1	1927.2
52.5°	14801.9	5382.1	1916.3	1931.4	2214.1	2248.7	2246.5	2132.0	1924.9	1907.6
55°	16044.9	4816.7	1758.7	1814.9	2190.4	2296.2	2265.9	2201.2	1937.9	1912.0
57.5°	17268.5	4156.3	1648.7	1726.4	2155.9	2291.8	2173.1	2080.3	1968.1	1931.4
60°	18185.7	3269.4	1564.6	1648.7	2080.3	2220.5	2071.7	1948.7	1961.6	1933.6
62.5°	18246.2	2527.0	1463.2	1581.8	1966.0	2149.3	2004.8	1890.4	1989.7	1963.8
65°	17173.6	1909.9	1366.1	1502.0	1842.9	2104.2	1940.1	1858.1	2047.9	2019.8
67.5°	14458.9	1536.5	1284.1	1420.0	1720.0	2009.2	1881.8	1827.9	2099.8	2050.1
70°	10438.4	1309.9	1204.1	1320.7	1609.9	1901.2	1830.0	1774.0	1959.4	1881.8
72.5°	6426.6	1135.1	1113.6	1189.1	1525.7	1789.0	1752.3	1672.4	1765.3	1702.7
75°	3209.0	984.1	1012.1	1059.6	1407.0	1661.8	1622.8	1543.0	1556.0	1543.0
77.5°	1536.5	841.7	893.4	930.2	1253.9	1517.1	1476.1	1394.0	1379.0	1381.1
80°	973.3	703.5	753.2	779.0	1120.0	1348.8	1307.8	1225.8	1398.4	1297.0
82.5°	608.6	571.9	584.9	632.3	975.4	1174.0	1120.0	1046.6	1260.3	997.0
85°	336.6	399.3	416.5	457.5	751.0	981.9	927.9	835.2	748.9	735.9
87.5°	200.7	237.4	243.8	274.0	505.0	709.9	628.0	595.6	494.2	492.0
90°	0.0	0.0	0.0	0.0	0.0	0.0	0.0	0.0	0.0	0.0

(END OF REPORT)